


# How To Create Realistic Drawings Of Animals Using Graphite Pencils

Prepare to embark on an artistic journey that will transform your drawing skills. This comprehensive guide will equip you with the essential techniques to create stunningly realistic animal drawings using graphite pencils. Whether you're a seasoned artist or just starting out, our expert insights and step-by-step instructions will elevate your artistic abilities and unlock your creative potential.



## Drawing Animals: How to create realistic drawings of animals using graphite pencils by Lucy Swinburne

★★★★☆ 4.6 out of 5

Language : English

File size : 115289 KB

Screen Reader : Supported

Print length : 144 pages



## Chapter 1: The Fundamentals of Graphite Drawing

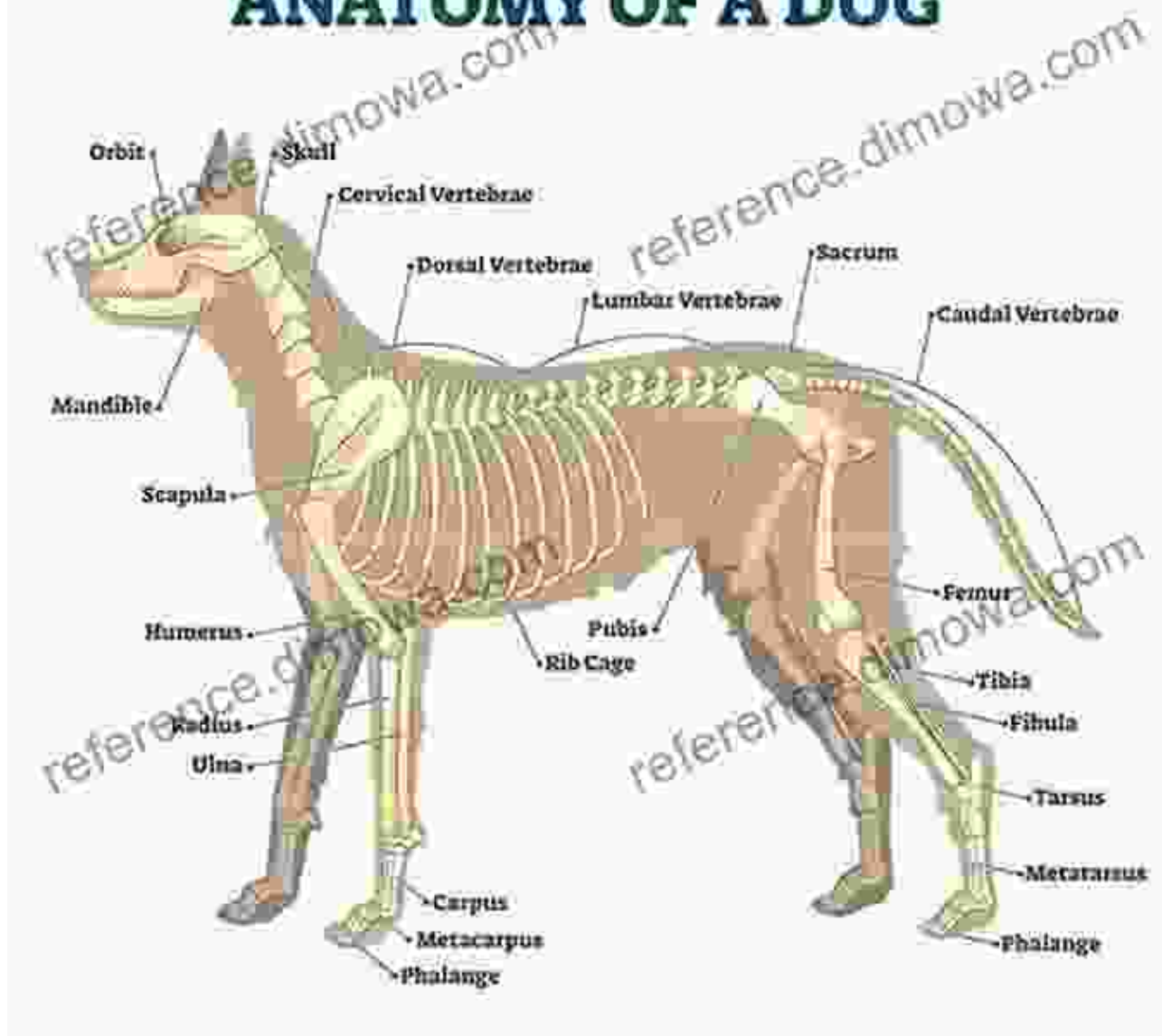
In this chapter, we dive into the fundamentals of graphite drawing, providing a solid foundation for your artistic endeavors. You'll discover the different types of graphite pencils available, how to choose the right pencil for your desired effects, and essential pencil handling techniques.



## Chapter 2: Understanding Animal Anatomy

To capture the true essence of animals in your drawings, it's crucial to have a deep understanding of their anatomy. This chapter explores the bone structure, muscle groups, and overall proportions of various animals. You'll learn how to analyze reference images, identify key anatomical landmarks, and translate them onto paper.

# ANATOMY OF A DOG



## Chapter 3: Building Form and Volume

In this chapter, you'll master the art of creating form and volume in your drawings. We'll guide you through techniques such as shading, blending, and cross-hatching, enabling you to bring animals to life on paper. You'll learn how to capture subtle curves and contours, and create the illusion of depth and dimension.



## **Chapter 4: Capturing Texture and Detail**

Adding texture and detail to your animal drawings will elevate them to a new level of realism. This chapter delves into various techniques for depicting fur, feathers, and scales. You'll learn how to use a variety of pencil strokes and pressure to create the illusion of different textures, adding depth and character to your drawings.




## **Chapter 5: Bringing Animals to Life**

In this final chapter, we'll take all the techniques you've learned and apply them to complete animal drawings. You'll work through step-by-step instructions to draw a variety of animals, from majestic lions to playful kittens. As you progress, you'll gain confidence and develop your own unique artistic style.



Congratulations! By mastering the techniques outlined in this guide, you've unlocked the secrets of creating realistic animal drawings with graphite pencils. Your newfound skills will empower you to capture the beauty and wonder of the animal kingdom on paper. Whether you choose to pursue artistic endeavors professionally or simply enjoy the satisfaction of creating

beautiful artwork, this knowledge will serve you well throughout your creative journey.



## Drawing Animals: How to create realistic drawings of animals using graphite pencils by Lucy Swinburne


★★★★☆ 4.6 out of 5

Language : English

File size : 115289 KB


Screen Reader: Supported

Print length : 144 pages



## Shift Your Perspective, Seize Your Potential, Own Your Story

A Transformative Guide to Living a Life of Purpose and Meaning Are you ready to unleash your true potential and live a life of purpose and meaning? Shift...



## Practical Algorithms For 3d Computer Graphics: Unlocking the Secrets of 3D Visuals

In the realm of digital artistry, 3D computer graphics stands as a towering force, shaping our virtual worlds and captivating our imaginations.

Whether you're an aspiring game...

