


The Essential Guide to Equine Wound Care: The USPC Guide to Bandaging Your Horse

Horses, with their active lifestyles and adventurous spirits, are prone to various injuries, including wounds. These wounds can range from minor cuts and scrapes to more severe lacerations and punctures. In such situations, proper wound care is crucial to ensure prompt healing and prevent complications. "The USPC Guide to Bandaging Your Horse" is an invaluable resource for horse owners, riders, and veterinarians, providing comprehensive guidance on the principles and techniques of equine wound bandaging.

Understanding Wound Healing

Before delving into the specifics of bandaging, it's essential to understand the process of wound healing in horses. Wounds progress through three distinct stages:



The USPC Guide to Bandaging Your Horse (United States Pony Club Guides) by Susan E. Harris

★★★★☆ 4.5 out of 5

Language : English
File size : 2969 KB
Text-to-Speech : Enabled
Enhanced typesetting : Enabled
Print length : 82 pages
Screen Reader : Supported



- **Inflammation:** Immediately after injury, the body initiates an inflammatory response, characterized by swelling, redness, and heat. This response helps prevent infection and promotes the formation of granulation tissue.
- **Proliferation:** During this stage, new blood vessels and granulation tissue form, filling the wound bed and creating a scaffold for the growth of new skin cells.
- **Remodeling:** In the final stage, the wound gradually contracts and strengthens, forming a scar. This process can take several weeks or months, depending on the severity of the injury.

Principles of Equine Bandaging



Proper bandaging supports the wound healing process by:

- **Protecting the wound:** Bandages shield the wound from dirt, debris, and bacteria, minimizing the risk of infection.
- **Absorbing exudate:** Bandages absorb wound drainage, keeping the wound clean and dry.

- **Promoting circulation:** Bandages can improve blood flow to the wound site, facilitating healing.
- **Reducing pain:** Bandages provide support and cushioning, reducing discomfort and promoting comfort.

Bandaging Techniques

The type of bandage used depends on the location, size, and nature of the wound. The USPC Guide covers various bandaging techniques, including:

- **Simple bandage:** A basic bandage used to protect and cover small, superficial wounds.
- **Pressure bandage:** Applied to control bleeding and promote hemostasis in severe wounds.
- **Splint bandage:** Provides support and immobilization for wounds involving tendons, ligaments, or bones.
- **Poultice bandage:** Used to draw out infection and promote drainage in deep wounds.

Materials and Supplies



Essential materials for bandaging include:

- **Bandage material:** Gauze, cotton, or absorbent pads
- **Adhesive tape:** Medical or vet wrap
- **Elastic bandage:** Coban, Vetrap, or K-tape

- **Scissors**
- **Antiseptic solution**
- **Gloves**

Step-by-Step Bandaging Instructions

The USPC Guide provides detailed instructions on how to bandage a horse wound safely and effectively:


1. **Prepare the wound:** Clean the wound thoroughly with an antiseptic solution, removing any dirt or debris.
2. **Apply bandage material:** Place a sterile gauze pad or bandage directly on the wound to absorb exudate.
3. **Secure bandage:** Wrap the elastic bandage firmly around the wound, overlapping each layer by approximately half its width.
4. **Apply adhesive tape:** Secure the end of the bandage with adhesive tape to prevent it from unraveling.
5. **Monitor and change bandages:** Change bandages regularly, usually daily or every other day, to keep the wound clean and monitor its progress.

Additional Considerations

- **Wound assessment:** Regularly assess the wound for signs of infection or complications.
- **Professional consultation:** Seek veterinary advice for severe or complex wounds.

- **Safety precautions:** Handle horses safely while bandaging and wear appropriate protective gear.

The USPC Guide to Bandaging Your Horse is a comprehensive and essential resource for anyone involved in equine care. Its detailed instructions, clear illustrations, and practical advice empower horse owners, riders, and veterinarians with the knowledge and skills to provide proper wound care, promoting optimal healing and preventing complications. By following the principles and techniques outlined in this guide, you can ensure the well-being of your equine companions and maintain their health and vitality.




The USPC Guide to Bandaging Your Horse (United States Pony Club Guides) by Susan E. Harris

★★★★☆ 4.5 out of 5


Language : English
File size : 2969 KB
Text-to-Speech : Enabled
Enhanced typesetting : Enabled
Print length : 82 pages
Screen Reader : Supported





Shift Your Perspective, Seize Your Potential, Own Your Story

A Transformative Guide to Living a Life of Purpose and Meaning Are you ready to unleash your true potential and live a life of purpose and meaning? Shift...



Practical Algorithms For 3d Computer Graphics: Unlocking the Secrets of 3D Visuals

In the realm of digital artistry, 3D computer graphics stands as a towering force, shaping our virtual worlds and captivating our imaginations. Whether you're an aspiring game...